



VCube Release Notes



Updates: Please check our Web site <http://www.merging.com> periodically for information, patches and updates.





VCUBE 6.1 Release Notes

VCube v6.1 is supported on Windows 7-64bit.

Note: This version v6 is not supported on Windows 7 -32bit nor on Windows 8.1 - 64bit

User that need a video solution under Windows 8.1 can install Pyramix v10 which includes Timeline Video support

New to VCube 6.1

- MXF - SMPTE 377-1-2009 Compliant
- MXF Compliance with technical guidelines:
 - ARD_ZDF_HDF01a
 - ARD_ZDF_HDF01b
 - ARD_ZDF_HDF02a
 - ARD_ZDF_HDF02b
- VCube mismatch different MXF files
- Fixed poor performance with single PNG files
- 4K Prores playback performance improvement

Bug Fixed VCube 6.1:

- GAIA-1113: Fixed. VCube playback can randomly hang
- GAIA-1106. Fixed. VCube stop working without crashing after a long playback with plugin enabled
- GAIA-994: Fixed. MXF ARD ZDF Baton Compliant
- GAIA-884: Fixed. VCube & PMX can mismatch and confuse MXF files
- GAIA-956; Fixed. Playing single PNG file with transparency cause video-drops.
- GAIA-335: Fixed. NTSC Timecode Computation Broken
- Improvements: 4K Prores playback performance improvement



VCUBE 6.0 Release Notes

VCube v6 is supported on Windows 7-64bit.

Note: This version v6 is not supported on Windows 7 -32bit nor on Windows 8.1 - 64bit

User that need a video solution under Windows 8.1 can install Pyramix v10 which includes Timeline Video support

NEW FEATURE:

- Black Magic delay compensation for video projector
Warning: Playback Buffer Size should be at least 12 frames for fluid playback
- Improved audio routing when recording or rendering (MT6289)
 - User can freely select the number of channels
 - Up to 32 channels can be processed.

IMPROVEMENTS:

- Overall Faster render performance (MT4708)
- Greatly improved PRORES render performance
Note: Consumes a lot of CPU if no more than 4 cores
- Import FCP XML into current project supported (Applies to Final Cut Pro v7)
- Support for .mp4 files render & wrap.
 - In mp4/mov files
 - The mp4 Audio format in render and wrap is AAC – 16bit
 - Render video is ~~limited to~~ H264 and will requires the new "H264 Encoder" Key (Option VSO-H264-ENC on Merging Price list)
- 4K playback and render support. 4k render available with H264 encoder (recommended system configuration will shortly be announced)
- MXF ARD ZDF Compliant at 1080i
- New added profile choices to Render

Product Change

- Wrap Audio Processing: Junger, Dolby and FinalCheck are no longer supported as of VCube v6.0
- Mykerinos no longer supported
- 32bit OS no longer supported
- Media Convert Tool is no longer supported (***please use render instead***)
- HASP dongle is no longer supported under 64bit OS, a SafeNet dongle is required. Contact your local dealer
- MXFix no longer supported
- Video resize Quality "Super" has been removed from options





Bug Fixed VCube 6.0.7 HotFix:

- GAIA-863: Fixed. VCube Blackmagic 2k DCI no playback : 2k DCI video mode was not present in parameter mapping
- GAIA-822: Fixed. VCube AVI MJPG record compression message
- GAIA-882: Fixed. MJPEG not available for mov in render\record menu

Bug Fixed VCube 6.0.6:

- SUP-10: Fixed. MXF XDCAMHD NTSC audio click
 - GAIA-495: Fixed. MXF file with 436M datas can't be decoded
 - GAIA-462: Fixed. VCube not always displayed in Windows taskbar
 - GAIA-403: Fixed. VCube record MOV - DVCPRO HD not working
 - GAIA-405: Fixed. VCube can't record in MPG containers
 - GAIA-384: Fixed. CLONE - ADR Countdown type can make VCube crash
 - GAIA-408: Fixed. VCube: MP4 files with MP4V codec cannot be wrapped
 - GAIA-415: Fixed. VCube: Added new MOV H264 and MP4 profiles
 - GAIA-416: Fixed. VCube some Countdown and Wipes types not working
 - GAIA-426: Fixed. Mpeg Codec settings should only be available for .mpg format
 - GAIA-407: Fixed. VCube MP4 Render Video settings do not always set properly
 - GAIA-406: Fixed. VCube Wrap MOV DVCPROHD 720 not working
 - GAIA-409: Fixed. VCube Import Still images not working with H264 and MP4 (*not available in the import format*)
 - GAIA-402: Fixed. Record in MP4 format makes VCube crash
- Betas-----
- GAIA-409: Fixed. VCube Import Still images not working with H264 and MP4
 - GAIA-374: Fixed. VCube: Wrap audio file makes Vcube crash
 - GAIA-356: Fixed. VCube: Transparency Layer bug
 - GAIA-351: Fixed. VCube: Import Still images Cancel not working during parsing
 - GAIA-349: Fixed. VCube: Sync Status window display scrambled
 - GAIA-343: Fixed. VCube: resize Quality "Super" has been removed from options
 - GAIA-334: Fixed. VCube: Fix MPEG\MP4 Audio decoding
 - GAIA-346: Fixed. VCube: Render DV50 in mov is not correctly read by Quicktime
 - GAIA-353: Fixed. Cannot read OP-Atom AVCIntra
 - GAIA-315: Fixed. VCube Crash with some Chinese characters .mpg files.
 - GAIA-280: Fixed. VCube: Quick SD/HD Settings to affect Framerate and Aspect Ratio only
 - MT6525: Fixed. missing SMPTE TC metadata in exported IMX, AVCINTRA media produced by render
 - MT6417: Fixed. VCube: remove VT option under " User interface > System "
 - MT6370: Fixed. VCube: unused clips consumes a lot of memory (esp mov)
 - MT6367: Fixed. VCube: Unsupported audio sample rates crash the application (in case of not supported sampling rates Audio will not be loaded in VCube)
 - MT6053: Fixed. MOV - VCube doesn't support more than 8 audio interleaved channels
 - MT6417: Fixed. VCube: remove VT option
 - MT6355: Fixed. .cube files from all version can now be correctly read and rendered.
 - MT6356: Fixed. VCube may crash on corrupted video data. Now produces light blue frames.
 - MT6351: Fixed. XDCAM HD RENDER video quality
 - MT6304: Fixed. VCube: Image sequences with spaces in file name not correctly imported
 - MT6078: Fixed. VCube media file browser is slow on network - mapped drives
 - MT6301: Fixed. Video Card delay compensation not working for BMD card
 - MT6326: Fixed. VCube MXF: incorrect resolution in wrapped IMX D10
 - MT6357: Fixed. Unknown Crash importing mp4
 - MT6347: Fixed. PMX Mixdown Place in VCube removes VCube video track
 - MT6382: Fixed. allow\fix H264 Wrap (only) in mov
 - MT6204: Fixed. VCube: Image sequences with spaces in file name not correctly imported
 - MT5894: Fixed. Import FCP-7 XML into current project

Known Issues:

- Blackmagic design Video Cards Support Configuration:

As of VCube 5.1, Merging now supports Blackmagic design Video Cards thru the DeckLink SDK. This covers DeckLink, UltraStudio and Intensity product lines. **TBD : Only Decklink Studio 4K has been validated so far. If no more validation is done, it's the only board that will be supported.**

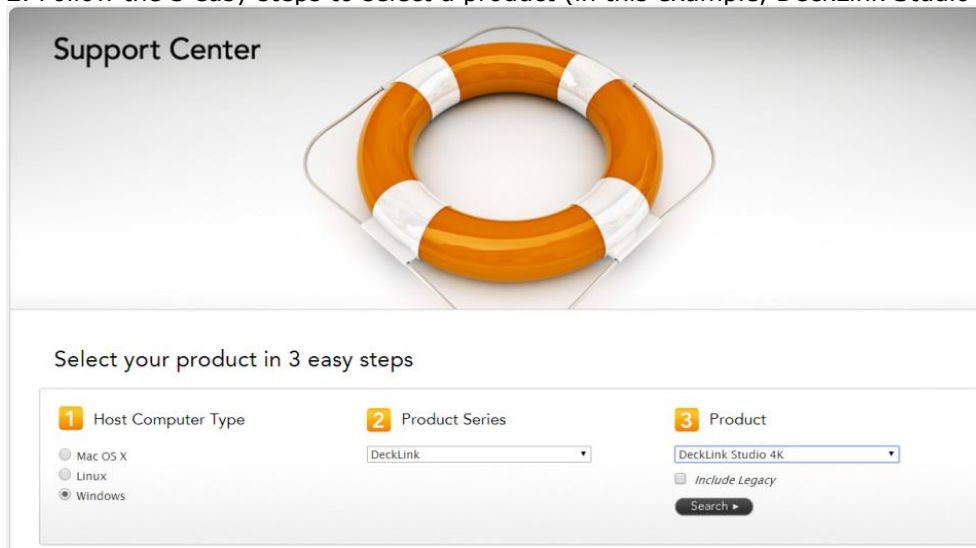
Blackmagic design installer recommended versions are 10.3.7, 10.4, 10.5 or 10.6
(Known issue is that the Settings panel must be opened under Windows)

Limitations: (Limitation does not apply to V6)

Most Blackmagic design cards support 4K video format. This hardware will work properly, but not with video size bigger than 1080x1920.

Installation/Setup:

1. Go to <http://www.blackmagicdesign.com/support>
2. Follow the 3 easy steps to select a product (in this example, DeckLink Studio 4K on Windows)




The screenshot shows the 'Support Center' page with a lifebuoy icon. Below the icon, it says 'Select your product in 3 easy steps'. The first step is 'Host Computer Type' with radio buttons for Mac OS X, Linux, and Windows (selected). The second step is 'Product Series' with a dropdown menu showing 'DeckLink'. The third step is 'Product' with a dropdown menu showing 'DeckLink Studio 4K', an 'Include Legacy' checkbox, and a 'Search' button.

3. Download the Desktop Video package.



Support Center

DeckLink Studio 4K for Windows





Change your product >

Downloads

-  Desktop Video Manual
06 June 2014
Size: 13.36 MB
[Download](#)
-  Desktop Video 10.1.1 for Windows
Date Added: 06 June 2014
Size: 121.9 MB
[Download](#) [Readme](#) > [Archived drivers](#) >

Online Resources

-  DeckLink FAQs
Some of the most frequently asked questions.
[View](#)
-  Support Notes
Search our library for DeckLink support notes.
[View](#)

4. Register and Download your Software:

Note: you don't have to register to download the Desktop Video package. Just press **"Download now"** to get the package download started.

Register and Download your Software

Product Information	Owner Information
<p>Product model: DeckLink Studio 4K</p> <p>Host Computer Type: <input type="checkbox"/> Windows XP <input type="checkbox"/> Windows Vista <input type="checkbox"/> Windows 7</p> <p>Serial: <input type="text"/> Find serial number ></p> <p>How do you use this product? <input type="text"/></p> <p>What features should we urgently add? <input type="text"/></p>	<p>First Name: <input type="text"/></p> <p>Last Name: <input type="text"/></p> <p>Company: <input type="text"/></p> <p>Email: <input type="text"/></p> <p>Phone Number: <input type="text"/></p> <p>Country: <input type="text"/></p> <p>City: <input type="text"/></p> <p>State: <input type="text"/></p>

[Register & Download](#) OR [Download Now](#)

5. Once downloaded, un-zip the package.

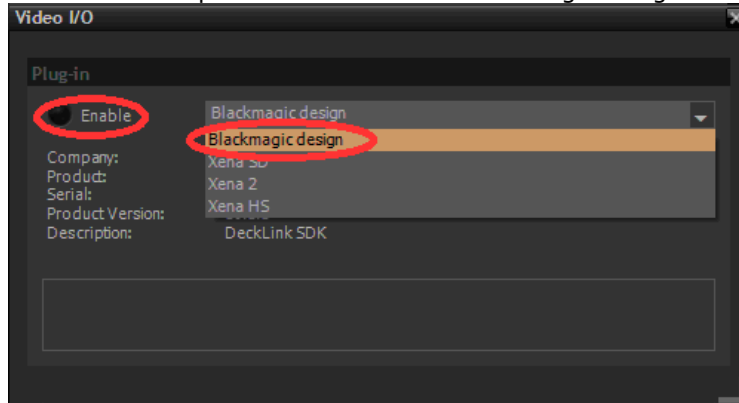
6. Run the DesktopVideo_x.x.x.msi installer and follow the specific instructions.

7. Restart your system once the installation is completed.

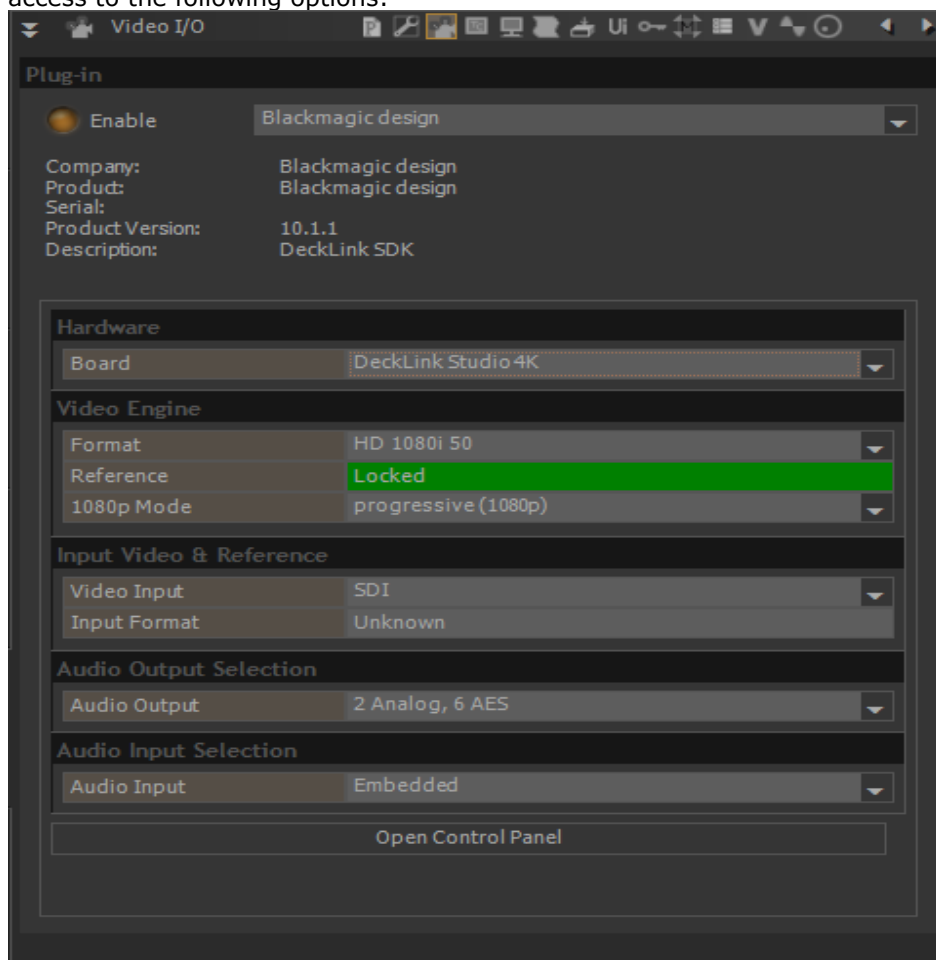
Behavior description

Enable Blackmagic design video I/O in VCube.

1. Start VCube.
2. Prompt the Video I/O setting tab (SHIFT-ALT-P).
3. From the drop down menu select "Blackmagic design" and enable the card



The Video I/O Plug-in tab gets populated. Depending on options and card properties, you'll get access to the following options:





Hardware

If several Blackmagic design cards are installed, you can select the one you control from the Board dropdown.

Video Engine

Format: Choose video format / resolution. HD formats will require the proper keys.

Reference: Indicator of the video reference. Note: Some cards might not support this

1080p mode: Segmented frame mode; Progressive or segmented (for VTR supporting Interleave).

Note: We recommend users to use the VCube quick SD (ALT+F5) and quick HD settings (ALT+F6) in order to automatically configure the format and 1080p mode.

Input Video & Reference

Video Input: Only valid for some Blackmagic cards supporting input. Note that this option is only available for VCube SE users. Allows users to select video input source (connector); Choices can vary from; SDI, HDMI, Component, Composite, S-Video

Input Format: Only available on some Blackmagic cards. Indicates the input video format. Only active when in record Mode.

Audio Output Selection

Audio Output: Choice can vary with different Blackmagic cards. Users must select their audio output source. Available possible physical output choices (example: DeckLink-Studio); 4 analog, 2AES or 2 Audio, 6AES

Audio Input Selection

Audio Input: Choice can vary with different Blackmagic cards. Users must select their audio input source. Available possible physical input choices (example: DeckLink-Studio); Embedded, AES/EBU, Analog.

Open Control Panel:

Will open the Blackmagic Design control panel



OTHER KNOWN ISSUES

- > AJA LHi or 2K GUI: "Audio Source" selection under construction
- > Installer: upgrades can at time end up with a repair process or rolling back to the previously installed version. In such case Merging recommends that you un-install the current VCube version prior to installing VCube v5.0, instead of doing an upgrade.
- > VCube Runtime C++ Error when playing video file
Merging recommends that all VCube 5.0 configurations have at least 2GB of Ram (memory).
- > Remote: The first time 9 pin remote and/or machine control is used, you have to confirm that you use e.g. COM3 in the 9pin settings.
- > MT4478: Audio track numbers ignored by Dolby E decoder
Dolby E decoder will only work on the first Audio track group (a1). (**dolby not in V6**)
Workaround: Make sure the Audio Files are all in the same Audio Track Group. Add Audio Layers if you need more audio tracks (Ctrl + Shift + N)
- > MT4463: Dolby E does not decode in 720p timeline (**dolby not in V6**)
Due to FPS (x2) Dolby E signal cannot be decoded
- > MT3468: VCube: Composition with too many MXF (MPEG-2 HD) clips may crash VCube due to memory load
Workaround: We recommend not to use more than 10 MXF containing MPEG2-HD/XDCAM-HD files simultaneously to avoid such a problem
- > MT3266: VCube high memory consumption when searching media
- > MT3530: VCube playback may flicker at very high speed (>60 fps)
- > MT3533: VCube could crash if Audio Meters are detached at UI launch
Workaround: Make sure Audio Meters are attached at launch
- > MT3561: MT USB Sync Board with AJA not locking in CrossLock mode (e.g. 9pin Remote 24fps + composition 25fps)
Workarounds: Merging recommends the use of a Mykerinos & AJA in order to work in CrossLock Synchronization